




**Wall**  
CUSTOM-CONES  
SHAPES & SLEEVES



# Wall Femur and Tibia Custom Cones, Shapes & Sleeves - 'The closest thing to Bone'



WALL custom cones, shapes and sleeves are made of pure titanium. High porosity mimicking natural bone helps manage bone loss and provides implant stability.



WALL femoral cone augments are designed to fill large cavity bone defects in the distal femur thereby providing stable platform for femoral articulating components and thereby provides implant stability.

WALL femoral cone / shapes engages into the metaphysis of the distal femur and the porous structure promotes biological fixation.

WALL femoral cone / shapes reconstruct the structure and biomechanics of a large number of metaphyseal bone defects, and achieve long - term fixation through rapid bone ingrowth.



WALL tibial cone augments are designed to fill proximal tibial bone void arising from removal of implant.

WALL tibial cone provides stability of the construct within the proximal tibia when small to medium bone voids are present.




Anatomic conical design increases rotation stability, metaphysis support and fixation to large area defects of tibia, using extension rods to further increase the initial stability.

WALL Metaphyseal shapes/sleeves fills all types of defects while bringing the implant into contact with strong supportive bone.

WALL tibial shapes / sleeves engages into the proximal tibia and compressively loads the bone according to 'Wolf's Law' and the porous coating promotes biological fixation.



*Implant Scope*

Name	Size	Dimension (ML x AP)	Art No.	Thickness	
Femoral Shapes - Type - II	2#	60.5mm x 36.5mm	FSK235L	35mm - L	
			FSK235R	35mm - R	
	3#	65mm x 40.5mm	FSK335L	35mm - L	
			FSK335R	35mm - R	
Femoral Cone - Type - I	2#	50.5mm x 30.5mm	FCK230L	30mm - L	
			FCK230R	30mm - R	
		58.5mm x 36.5mm	FCK240L	40mm - L	
			FCK240R	40mm - R	
		60.5mm x 36.5mm	FCK250L	50mm - L	
			FCK250R	50mm - R	
	3#	57mm x 36.5mm	FCK330L	30mm - L	
			FCK330R	30mm - R	
		63mm x 40.5mm	FCK340L	40mm - L	
			FCK340R	40mm - R	
		65mm x 40.5mm	FCK350L	50mm - L	
			FCK350R	50mm - R	
Tibial Shapes - Type - II	2#	36mm x 31mm	TSK226	26mm	
	3#	41mm x 34mm	TSK326	26mm	

*Implant Scope*

Name	Size	Dimension (ML x AP)	Art No.	Thickness	
Tibial Shapes - Type - III	2#	60mm x 36mm	TSK230L	30mm - L	
			TSK230R	30mm - R	
	3#	67mm x 38mm	TSK330L	30mm - L	
			TSK330R	30mm - R	
Tibial Cone - Half	2#	59mm x 36mm	TCK230HF	30 - 15mm	
			TCK215HF	15 - 30mm	
	3#	67mm x 37mm	TCK330HF	30 - 15mm	
			TCK315HF	15 - 30mm	
Tibial Cone - Full	2#	59mm x 36mm	TCK215FF	15mm	
			TCK230FF	30mm	
	3#	67mm x 37mm	TCK315FF	15mm	
			TCK330FF	30mm	