

# SMART ASSISTED SURGERY

Miniaturized Hip Navigation





“I was able to cut my intraoperative fluoroscopy time for direct anterior THR in half. The Naviswiss system is user-friendly. I like its precision, reliability, small footprint and minimal pelvic incisions.”

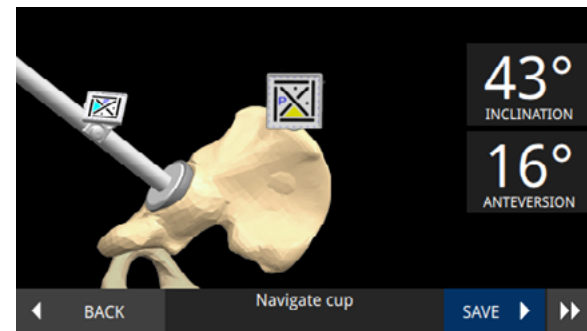
– Dr. Alejandro González Della Valle, MD, HSS (New York)

# Swiss Precision Hip Navigation for Primary and Revision Joint Replacement

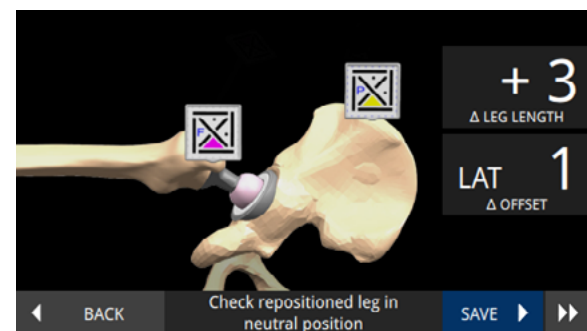
The award winning Naviswiss Miniaturized Hip Navigation – designed for surgeons, giving the ultimate control and accuracy into their hands.



- 95% smaller and lighter than conventional navigation systems
- Supporting any surgical approach and patient position
- Compatible with all major hip implant systems
- Imageless or CT-based for ultimate versatility
- Tag placement within the single incision – no need for further incisions



Cup Alignment



Leg Length/Offset

# CT-Based Navigated Hip Surgery with unparalleled versatility



## NAVIPLAN

CT-Based 3D pre-operative planning solution

- Automated 3D visualization
- 3D pre-operative planning solution
- Proposing preliminary implant position
- Easy adaptable to patient specific need



## NAVISWISS HIP CT

CT-Based Navigation Software

- Effortless surgical execution of pre-operative plan
- Optimized for more complex cases
- Digital alignment of cup, leg length and offset
- Superior visualization of the anatomy
- High precision and straightforward documentation

# Imageless Navigated Hip Surgery with ultimate simplicity

The imageless navigated workflow is based on intra-operatively measured landmarks without pre-operative imaging. It integrates smoothly and seamlessly into the habitual surgical workflow.


- Streamlined workflow
- Open platform for any implant system
- Realtime tracking for cup alignment, leg length and offset
- Automatic documentation



“I plan pre-operatively and use navigation to implement the plan during surgery.

Depending on the case I choose the faster landmark-based workflow or the more sophisticated CT-based workflow. Naviswiss lets me choose the best method for my patients.”

– Dr. Evangelos Gakis, MD, Psyhiko Clinic (Athens)



# Navigated Hip Revision Solution

Providing imageless navigation assistance for optimal component placement

The Naviswiss Hip enables revision surgery to restore the patients natural motion and document the surgical outcome with one click.

- Quick determination of acetabular component angles
- Navigate new component placement when needed
- Full control of cup alignment, leg length and offset
- Automatic documentation of changes made.





## Smart

Hip replacement can be complex. Naviswiss simplifies it by integrating patented technology into a smart and easy to use system which helps surgeons achieve a controlled and documented surgical outcome.



## Small

Naviswiss is an elegant, cost-effective alternative to other navigation systems. The handheld device enables a minimally invasive surgical technique with far less equipment in the operating room.



## Accurate

When millimeters matter this much, accuracy is everything. The Naviswiss system empowers skilled surgeons to take advantage of renowned Swiss precision to deliver positive outcomes and possibly reduced risks for their patients.

 Made in Switzerland

[www.naviswiss.us](http://www.naviswiss.us)

NAVISWISS AG  
Stahlrain 2  
5200 Brugg (Switzerland)

+41 61 761 85 37  
[info@naviswiss.eu](mailto:info@naviswiss.eu)

NAVISWISS AG  
3513 Brighton Blvd.  
Denver, CO (USA)

833-NAV-SWIS (628-7947)  
[info@naviswiss.us](mailto:info@naviswiss.us)

Marketed and Distributed by :  
Plus Medical Devices India (P) Ltd  
Chennai, INDIA

+91 44 4210 4112  
[www.plusmeddevices.com](http://www.plusmeddevices.com)